


# ACHAL INVESTMENTS LIMITED


Regd Office: City Business Centre 3606, IIIrd Floor, Chamber No-32, Daryaganj, Delhi-110002  
 Email: [achalinvest@yahoo.com](mailto:achalinvest@yahoo.com); Website: [www.achalinvest.com](http://www.achalinvest.com); Tel/Fax: 91 11 32317170



## Introductory sub-table (i)(a)

Name of the Company: <b>ACHAL INVESTMENTS LIMITED</b>			
Scrip Code, Name of the scrip, class of security: <b>EQUITY SHARES</b>			
Quarter ended: <b>31ST DECEMBER, 2013</b>			
<b>Partly paid-up shares:-</b>	<b>No. of partly paid-up shares</b>	<b>As a % of total no. of partly paid-up shares</b>	<b>As a % of total no. of shares of the company</b>
Held by promoter/promoter group	0	0	0
Held by public	0	0	0
<b>Total</b>	<b>0</b>	<b>0</b>	<b>0</b>
<b>Outstanding convertible securities: No. of outstanding securities</b>			
		<b>As a % of total no. of outstanding convertible securities</b>	<b>As a % of total no. of shares of the company, assuming full conversion of the convertible securities</b>
Held by promoter/promoter group	0	0	0
Held by public	0	0	0
<b>Total</b>	<b>0</b>	<b>0</b>	<b>0</b>
<b>Warrants:-</b>			
		<b>As a % of total no. of warrants</b>	<b>As a % of total no. of shares of the company, assuming full conversion of warrants</b>
Held by promoter/promoter group	0	0	0
Held by public	0	0	0
<b>Total</b>	<b>0</b>	<b>0</b>	<b>0</b>
<b>Total paid-up capital of the company, assuming full conversion of warrants and convertible securities</b>		<b>6149800</b>	






(a)	Bodies Corporate												
(b)	Individuals		150000								2.44	0	0.00
I	Individuals - i. Individual shareholders holding nominal share capital up to Rs 1 lakh	498	1070400	0					17.41		17.41	0	0.00
II	Individuals - ii. Individual shareholders holding nominal share capital in excess of Rs. 1 lakh.	104	4077000	0					66.29		66.29	0	0.00
(c)	Qualified Foreign Investor	0	0	0					0.00		0.00	0	0.00
(d)	Any Other	0	0	0					0.00		0.00	0	0.00
	Sub-Total (B)(2)	603	5297400	0					86.14		86.14	0	0.00
(B)	Total Public Shareholding (B)= (B)(1)+(B)(2)	603	5297400	0					86.14		86.14	0	0.00
	TOTAL (A)+(B)	607	6149800	0					100.00		100.00	0	0.00
(C)	Shares held by Custodians and against which Depository Receipts have been issued												
1	Promoter and Promoter Group	0	0	0									
2	Public	0	0	0					0		0	0	0.00
	Sub-Total (C)	0	0	0					0		0	0	0.00
	GRAND TOTAL (A)+(B)+(C)	607	6149800	0					100.00		100.00	0	0.00

(1)(b) Statement showing holding of securities (including shares, warrants, convertible securities) of persons belonging to the category "Promoter and Promoter Group"


Sr. No.	Name of the shareholder	Details of Shares held		Encumbered shares (*)		Details of warrants			Details of convertible securities		Total shares (including underlying shares assuming full conversion of warrants and convertible securities) as a % of diluted share capital
		Number of shares held	As a % of grand total (A) + (B) + (C)	No.	As a percentage (VI) = (V)/(VII)*100	As a % of grand total (A)+(B)+(C) of sub-clause (D)(a)	Number of warrants held	As a % total number of warrants of the same class	Number of convertible securities held	As a % total number of convertible securities of the same class	
(i)	(ii)	(iii)	(iv)	(v)	(vi)	(vii)	(viii)	(ix)	(x)	(xi)	(xii)
1	ASHOK AGARWAL	50500	0.82	0	0	0	0	0	0	0	0.82
2	ANITA AGRAWAL	30550	0.50	0	0	0	0	0	0	0	0.50
3	MUKESH AGRAWAL	20750	0.34	0	0	0	0	0	0	0	0.34
4	TCL MANAGEMENT SERVICES PRIVATE LIMITED	750600	12.21	0	0	0	0	0	0	0	12.21
	TOTAL	852400	13.86	0	0.00	0.00	0	0	0	0	13.86

(\*) The term "encumbrance" has the same meaning as assigned to it in regulation 28(3) of the SAST Regulations, 2011




(1)(c)(i) Statement showing holding of securities (including shares, warrants, convertible securities) of persons belonging to the category "Public" and holding more than 1% of the total number of shares

Sr. No.	Name of the shareholder	Number of shares held	Shares as a percentage of total number of shares (i.e., Grand Total (A)+(B)+(C) indicated in Statement at para (1)(a) above)	Details of warrants		Details of convertible securities		Total shares (including underlying shares assuming full conversion of warrants and convertible securities) as a % of diluted share capital
				Number of warrants held	As a % total number of warrants of the same class	Number of convertible securities held	% w.r.t total number of convertible securities of the same class	
1	Kiranchand m guigulia	125000	2.03	0	0	0	0	2.03
2	arunaben k guigulia	125000	2.03	0	0	0	0	2.03
3	JYOTTI AGARWAL	75000	1.22	0	0	0	0	1.22
4	PRACHI AGRAWAL	150000	2.44	0	0	0	0	2.44
5	SARIKA AGARWAL	150000	2.44	0	0	0	0	2.44
6	AHBHISHEK AGRAWAL & SONS HUF	100000	1.63	0	0	0	0	1.63
7	RAHUL AGRAWAL & SONS HUF	100000	1.63	0	0	0	0	1.63
8	RAJNIKANT SHAMALJI AJMERA	100000	1.63	0	0	0	0	1.63
9	KRISHAN AGGARWAL	100000	1.63	0	0	0	0	1.63
10	PANKAJ AGGARWAL	100000	1.63	0	0	0	0	1.63
11	GOLDEN CHARIOT RECREATIONS PVT	150000	2.44	0	0	0	0	2.44
12	VINOD KUMAR GHEEK	200000	3.25	0	0	0	0	3.25
13	MADAN LAL GHEEH	200000	3.25	0	0	0	0	3.25
	<b>TOTAL</b>	<b>1675000</b>	<b>27.24</b>	<b>0</b>	<b>0</b>	<b>0</b>	<b>0</b>	<b>27.24</b>




(D)(c)(ii) Statement showing holding of securities (including shares, warrants, convertible securities) of persons (together with PAC) belonging to the category "Public", and holding more than 5% of the total number of shares of the company

Sr. No.	Name(s) of the shareholder(s) and the Persons Acting in Concert (PAC) with them	Number of shares	Shares as a percentage of total number of shares {i.e., Grand Total (A)+(B)+(C) indicated in Statement at para (I)(a) above}	Details of warrants		Details of convertible securities		Total shares (including underlying shares assuming full conversion of warrants and convertible securities) as a % of diluted share capital
				Number of warrants	As a % total number of warrants of the same class	Number of convertible securities held	% w.r.t total number of convertible securities of the same class	
1	NIL	NIL	0.00	0	0	0	0	0.00
2			0.00	0	0	0	0	0.00
3			0.00	0	0	0	0	0.00
<b>TOTAL</b>		<b>0</b>	<b>0.00</b>	<b>0</b>	<b>0</b>	<b>0</b>	<b>0</b>	<b>0.00</b>




(D)(d) Statement showing details of locked-in shares

Sr. No.	Name of the shareholder	Number of locked-in shares	Locked-in shares as a percentage of total number of shares {i.e., Grand Total (A)+(B)+(C) indicated in Statement at para (D)(a) above}
1	GUNANTER KAUR	30000	0.49
2	RAJNIKANT SHAMALJI AJMERA	100000	1.63
3	RAJNIKANT SHAMALJI AJMERA HUF	50000	0.81
4	DHAVAL RAJNIKANT AJMERA HUF	50000	0.81
5	PRACHI DHAVAL AJMERA	50000	0.81
6	RAJAT GUPTA	37500	0.61
7	ADITYA GUPTA	37500	0.61
8	PRATEEK NAGPAL	50000	0.81
9	MEENAKSHI GANDHI	50000	0.81
10	KRISHAN AGGARWAL	100000	1.63
11	PANKAJ AGGARWAL	100000	1.63
12	USHA PANDE AND HARISH PANDE	10000	0.16
13	GOLDEN CHARIOT RECREATIONS PVT LTD	150000	2.44
14	SANJEEV TANDON HUF	20000	0.33
15	SOURAV BANSAL	40000	0.65
16	MANVI AGGARWAL	20000	0.33
17	BHARAT BHUSHAN HUF	40000	0.65
18	ASHOK AGARWAL	9900	0.16
19	ANITA AGARWAL	9200	0.15
20	AKSHAT KOHLI	10000	0.16
21	RAJESH KUMAR MALHOTRA	25000	0.41
22	IRA MALHOTRA	25000	0.41
23	RAJESH KUMAR MALHOTRA HUF	25000	0.41
24	MANISH DHARIWAL	30000	0.49
25	MANISH DHARIWAL HUF	20000	0.33
26	SMITA DHARIWAL	10000	0.16
27	VINOD KUMAR GHEEK	200000	3.25
28	MADAN LAL GHEEH	200000	3.25
29	RAJ SAREEN AND SONS HUF	50000	0.81
30	INDU SINGH	12500	0.20
31	MEERA SINGH	25000	0.41
32	JYOTI AGARWAL	5000	0.08
33	LOKESH MAHAJAN HUF	20000	0.33
34	AMIT KAPOOR	25000	0.41
35	ANIL PESHAWARI	50000	0.81
36	GOVIND PRASAD GOYAL HUF	5000	0.08
37	SANGEETA KHANDELWAL	50000	0.81
38	JITENDRA KUMAR	5000	0.08
39	RAVI GOYAL	5000	0.08




40	RAJEEV KUMAR			
41	PURVA PESHAWARI	10000		0.16
42	PREM CHAND GARG	25000		0.41
43	SURESH GARG	25000		0.41
44	AKSHI KHANDLWAL	25000		0.41
45	ANAND JALAN	30000		0.49
46	MEERA JALAN	10000		0.16
47	HARISH ROHRA	10000		0.16
	TOTAL	1906600		31.00





(II)(a) Statement showing details of Depository Receipts (DRs)

Sr. No.	Type of outstanding DR (ADRs, GDRs, SDRs, etc.)	Number of outstanding DRs	Number of shares underlying outstanding DRs	Shares underlying outstanding DRs as a percentage of total number of shares {i.e., Grand Total (A)+(B)+(C) indicated in Statement at para (II)(a) above}
1	NIL			0.00
<b>TOTAL</b>		0	0	0.00



(II)(b) Statement showing holding of Depository Receipts (DRs), where underlying shares held by "promoter/promoter group" are in excess of 1% of the total number of shares

Sr. No.	Name of the DR Holder	Type of outstanding DR (ADRs, GDRs, SDRs, etc.)	Number of shares underlying outstanding DRs	Shares underlying outstanding DRs as a percentage of total number of shares {i.e., Grand Total (A)+(B)+(C) indicated in Statement at para (I)(a) above}
1	NIL			0.00
TOTAL			0	0.00

