



Introductory sub-table (I)(a)


Name of the Company: ACHAL INVESTMENT LIMITED			
Scrip Code, Name of the scrip, class of security: EQUITY SHARES			
Quarter ended: 30.06.2013			
Partly paid-up shares:-	No. of partly paid-up shares	As a % of total no. of partly paid-up shares	As a % of total no. of shares of the company
Held by promoter/promoter group	0	0	0
Held by public	0	0	0
Total - D	0	0	0
Outstanding convertible securities:- No. of outstanding securities			
		As a % of total no. of outstanding convertible securities	As a % of total no. of shares of the company, assuming full conversion of the convertible securities
Held by promoter/promoter group	0	0	0
Held by public	0	0	0
Total - E	0	0	0
Warrants:-			
		As a % of total no. of warrants	As a % of total no. of shares of the company, assuming full conversion of warrants
Held by promoter/promoter group	0	0	0
Held by public	0	0	0
Total - F	0	0	0
Total paid-up capital of the company, assuming full conversion of warrants and convertible securities (Grand Total (A+B+C)+ D+E+F)			
			4243200





Statement Showing Shareholding Pattern

Category code	Category of Shareholder	Number of Shareholders	Table (D)(a)				Shares Pledged or otherwise encumbered	
			Total number of shares	Number of shares held in dematerialized form	As a percentage of (A+B) ¹	As a percentage of (A+B+C)	Number of shares	As a percentage
(I)	(II)	(III)	(IV)	(V)	(VI)	(VII)	(VIII)	(IX) = (VIII)/(IV)*100
(A)	Shareholding of Promoter and Promoter Group²							
1	Indian							
(a)	Individuals/ Hindu Undivided Family	3	101800	0	2.40	2.40	0	0
(b)	Central Government/ State Government(s)							
(c)	Bodies Corporate	0	0	0	0	0	0	0
(d)	Financial Institutions/ Banks	2	750600	0	17.69	17.69	0	0
(e)	Any Others(Specify)	0	0	0	0	0	0	0
	Sub Total(A)(1)	5	852400	0	20.09	20.09	0	0.00
2	Foreign							
a	Individuals (Non-Residents Individuals/ Foreign Individuals)	0	0	0	0.00	0.00	0	0
b	Bodies Corporate	0	0	0	0.00	0.00	0	0
c	Institutions	0	0	0	0.00	0.00	0	0
d	Any Others(Specify)	0	0	0	0.00	0.00	0	0
	Sub Total(A)(2)	0	0	0	0.00	0.00	0	0.00
	Total Shareholding of Promoter and Promoter Group (A) = (A)(1)+(A)(2)	5	852400	0	20.09	20.09	0	0.00
(B)	Public shareholding							
1	Institutions							



(a)	Mutual Funds/ UTI	0	0	0	0.00	0.00	0	0	0	0
(b)	Financial Institutions / Banks	0	0	0	0.00	0.00	0	0	0	0
(c)	Central Government/ State Government(s)	0	0	0	0.00	0.00	0	0	0	0
(d)	Venture Capital Funds	0	0	0	0.00	0.00	0	0	0	0
(e)	Insurance Companies	0	0	0	0.00	0.00	0	0	0	0
(f)	Foreign Institutional Investors	0	0	0	0.00	0.00	0	0	0	0
(g)	Foreign Venture Capital Investors	0	0	0	0.00	0.00	0	0	0	0
(h)	Any Other (specify)	0	0	0	0.00	0.00	0	0	0	0
	Sub-Total (B)(1)	0	0	0	0.00	0.00	0	0	0	0
B 2	Non-institutions									
(a)	Bodies Corporate	0	0	0	0.00	0.00	0	0	0	0.00
(b)	Individuals									
I	Individuals -i. Individual shareholders holding nominal share capital up to Rs 1 lakh	500	59401	0	1.40	1.40	0	0	0	0.00
II	ii. Individual shareholders holding nominal share capital in excess of Rs. 1 lakh.									
(c)	Any Other (specify)	63	2981399	0	70.26	70.26	0	0	0	0.00
	Trust	0	0	0	0.00	0.00	0	0	0	0.00
		1	350000	0	8.25	8.25	0	0	0	0.00
	Sub-Total (B)(2)	564	3390800	0	79.91	79.91	0	0	0	0.00
(B)	Total Public Shareholding (B)= (B)(1)+(B)(2)	564	3390800	0	79.91	79.91	0	0	0	0.00
	TOTAL (A)+(B)	569	4243200	0	100.00	100.00	0	0	0	0.00
(C)	Shares held by Custodians and against which Depository Receipts have been issued									
1	Promoter and Promoter Group	0	0	0	0	0.00	0	0	0	0.00
2	Public	0	0	0	0	0.00	0	0	0	0.00
	Sub-Total (C)	0	0	0	0	0	0	0	0	0
	GRAND TOTAL (A)+(B)+(C)	569	4243200	0	100.00	100.00	0	0	0	0.00

(D)(b) Statement showing holding of securities (including shares, warrants, convertible securities) of persons belonging to the category "Promoter and Promoter Group"

Sr. No.	Name of the shareholder	Details of Shares held		Encumbered shares (*)		Details of warrants		Details of convertible securities		Total shares (including underlying shares assuming full conversion of warrants and convertible securities) as a % of diluted share capital
		Number of shares held	As a % of grand total (A) + (B) + (C)	No.	As a percentage (VI) = (V)/(III)*100	As a % of grand total (A)+(B)+(C) of sub-clause (I)(a)	Number of warrants held	As a % total number of warrants of the same class	Number of convertible securities held	
(i)	(ii)	(iii)	(iv)	(v)	(vi)	(vii)	(viii)	(ix)	(x)	(xi)
1	ASHOK AGARWAL	50500	0.82	0	0	0	0	0	0	0.82
2	ANITA AGRAWAL	30550	0.50	0	0	0	0	0	0	0.50
3	MUKESH AGRAWAL	20750	0.34	0	0	0	0	0	0	0.34
4	TCL MANAGEMENT SERVICES PRIVATE LIMITED	500600	8.14	0	0	0	0	0	0	8.14
5	SACHIN PROPERTY DEVELOPERS PRIVATE LIMITED	250000	4.07	0	0	0	0	0	0	4.07
	TOTAL	852400	13.86	0	0.00	0.00	0	0	0	13.86

(*) The term "encumbrance" has the same meaning as assigned to it in regulation 28(3) of the SAST Regulations, 2011

