


Achal Investments Limited
 City Business Center, 3603 11th Floor, Chamber No. 32 Daryaganj Delhi - 110002

Introductory sub-table (I)(a)

Name of the Company: ACHAL INVESTMENTS LIMITED			
Script Code, Name of the scrip, class of security: EQUITY SHARES			
Quarter ended: 31st March, 2013			
Partly paid-up shares:-	No. of partly paid-up shares	As a % of total no. of partly paid-up shares	As a % of total no. of shares of the company
Held by promoter/promoter group	0	0	0
Held by public	0	0	0
Total	0	0	0
As a % of total no. of shares of the company, assuming full conversion of the convertible securities			
Outstanding convertible securities:- No. of outstanding securities			
Held by promoter/promoter group	0	0	0
Held by public	0	0	0
Total	0	0	0
As a % of total no. of shares of the company, assuming full conversion of the convertible securities			
Warrants:-			
No. of warrants		As a % of total no. of warrants	As a % of total no. of shares of the company, assuming full conversion of warrants
Held by promoter/promoter group	0	0	0
Held by public	0	0	0
Total	0	0	0
Total paid-up capital of the company, assuming full conversion of warrants and convertible securities			
4243200			




Statement Showing Shareholding Pattern

Category Code	Category of Shareholder	Number of Shareholders	Total number of shares	Table (D)(a)		Total shareholding as a percentage of total number of shares	As a percentage of (A+B+C)	Number of shares	As a percentage (IX)=(VIII/IV)*100
				Number of shares held in dematerialized form	Number of shares				
(D)	Shareholding of Promoter and Promoter Group ²	(III)	(IV)	(V)	(VI)	(VII)	(VIII)	(IX)	
1	Indian								
(a)	Individuals/ Hindu Undivided Family	3	101800	0	2.40	2.40	0	0.00	
(b)	Central Government/ State Government(s)	0	0	0	0.00	0.00	0	0.00	
(c)	Bodies Corporate	2	730600	0	17.69	17.69	0	0.00	
(d)	Financial Institutions/ Banks	0	0	0	0.00	0.00	0	0.00	
(e)	Any Others(Specify)	0	0	0	0.00	0.00	0	0.00	
	Sub-Total(A)(1)	5	852400	0	20.09	20.09	0	0.00	
2	Foreign								
a	Individuals (Non-Residents Individuals/ Foreign Individuals)	0	0	0	0	0	0	0	
b	Bodies Corporate	0	0	0	0	0	0	0	
c	Institutions	0	0	0	0	0	0	0	
d	Qualified Foreign Investor	0	0	0	0	0	0	0	
e	Any Others(Specify)	0	0	0	0	0	0	0	
	Sub-Total(A)(2)	0	0	0	0.00	0.00	0	0.00	
	Total Shareholding of Promoter and Promoter Group (A)=(A)(1)+(A)(2)	5	852400	0	20.09	20.09	0	0.00	
(B)	Public shareholding								
1	Institutions								
(a)	Mutual Funds/ UTT	0	0	0	0	0	0	0	
(b)	Financial Institutions/ Banks	0	0	0	0	0	0	0	
(c)	Central Government/ State Government(s)	0	0	0	0	0	0	0	
(d)	Venture Capital Funds	0	0	0	0	0	0	0	
(e)	Insurance Companies	0	0	0	0	0	0	0	
(f)	Foreign Institutional Investors	0	0	0	0	0	0	0	
(g)	Foreign Venture Capital Investors	0	0	0	0	0	0	0	
(h)	Qualified Foreign Investor	0	0	0	0	0	0	0	
(i)	Any Other (Specify)	0	0	0	0	0	0	0	
	Sub-Total (B)(1)	0	0	0	0.00	0.00	0	0.00	



B 2	Non-institutions																		
(a)	Bodies Corporate	0	0	0	0	0.00	0.00	0	0	0.00	0.00	0	0	0.00	0.00				
(b)	Individuals																		
	Individuals -i. Individual shareholders holding nominal share capital up to Rs 1 lakh	486	971300	0	0	22.89	22.89	0	0	57.02	57.02	0	0	0.00	0.00				
	ii. Individual shareholders holding nominal share capital in excess of Rs. 1 lakh.	70	2419500	0	0	57.02	57.02	0	0	0.00	0.00	0	0	0.00	0.00				
(c)	Qualified Foreign Investor	0	0	0	0	0.00	0.00	0	0	0.00	0.00	0	0	0.00	0.00				
(d)	Any Other	0	0	0	0	0.00	0.00	0	0	0.00	0.00	0	0	0.00	0.00				
	Sub-Total (B)(2)	556	3390800	0	0	79.91	79.91	0	0	79.91	79.91	0	0	0.00	0.00				
(B)	Total Public Shareholding (B)- (B)(1)+(B)(2)	556	3390800	0	0	79.91	79.91	0	0	79.91	79.91	0	0	0.00	0.00				
	TOTAL (A)+(B)	561	4243200	0	0	100.00	100.00	0	0	100.00	100.00	0	0	0.00	0.00				
(C)	Shares held by Custodians and against which Depository Receipts have been issued																		
1	Promoter and Promoter Group	0	0	0	0	0	0	0	0	0	0	0	0	0	0				
2	Public	0	0	0	0	0	0	0	0	0	0	0	0	0	0				
	Sub-Total (C)	0	0	0	0	0	0	0	0	0	0	0	0	0	0				
	GRAND TOTAL (A)+(B)+(C)	561	4243200	0	0	100.00	100.00	0	0	100.00	100.00	0	0	0.00	0.00				



(D)(b) Statement showing holding of securities (including shares, warrants, convertible securities) of persons belonging to the category "Promoter and Promoter Group"

Sr. No.	Name of the shareholder	Details of Shares held	Encumbered shares (*)	Details of warrants	Details of convertible securities	Total shares (including underlying shares assuming full conversion of warrants and convertible securities) as a % of diluted share capital				
		Number of shares held	No.	As a percentage	As a % of grand total (A)+(B)+(C) of sub-clause (A)	Number of warrants held	As a % total number of warrants of the same class	Number of convertible securities held	As a % total number of convertible securities of the same class	(XII)
(i)	(ii)	(iii)	(iv)	(v) = (v)/(iii)*100	(vi)	(viii)	(ix)	(x)	(xi)	(xii)
1	ASHOK AGARWAL	505500	0	0	0	0	0	0	0	1.19
2	ANITA AGRAWAL	30550	0	0	0	0	0	0	0	0.72
3	NIKESH AGRAWAL	20750	0	0	0	0	0	0	0	0.49
4	TCL MANAGEMENT SERVICES PRIVATE LIMITED	500600	0	0	0	0	0	0	0	11.80
5	SACHIN PROPERTY DEVELOPERS PRIVATE LIMITED	250000	0	0	0	0	0	0	0	5.89
TOTAL		852400	0	0.00	0.00	0	0	0	0	20.09

(*) The term "encumbrance" has the same meaning as assigned to it in regulation 28(3) of the SAST Regulations, 2011




(D)(c)(i) Statement showing holding of securities (including shares, warrants, convertible securities) of persons belonging to the category "Public" and holding more than 1% of the total number of shares

Sr. No.	Name of the shareholder	Number of shares held	Shares as a percentage of total number of shares (i.e., Grand Total (A)+(B)+(C) indicated in Statement at para (D)(a) above)	Details of warrants		Details of convertible securities		Total shares (including underlying shares assuming full conversion of warrants and convertible securities) as a % of diluted share capital
				Number of warrants held	As a % total number of warrants of the same class	Number of convertible securities held	% w.r.t total convertible securities of the same class	
1	RIDHIMA BHARARA	50000	1.18	0	0	0	0	1.18
2	AMIT KUMAR GOYAL	50000	1.18	0	0	0	0	1.18
3	SHILKI GOEL	50000	1.18	0	0	0	0	1.18
4	DIVYA BHARARA	50000	1.18	0	0	0	0	1.18
5	UMA GOEL	50000	1.18	0	0	0	0	1.18
6	SHIV KUMAR GOEL	50000	1.18	0	0	0	0	1.18
7	SOMNATH GANDHI	50000	1.18	0	0	0	0	1.18
8	SURENDER GANDHI	50000	1.18	0	0	0	0	1.18
9	JOGINDER GANDHI	50000	1.18	0	0	0	0	1.18
10	Karanbhard m gujgulla	125000	2.95	0	0	0	0	2.95
11	aranaben k gujgulla	125000	2.95	0	0	0	0	2.95
12	JYOTI AGARWAL	75000	1.77	0	0	0	0	1.77
13	MANISH KUMAR AGARWAL HUF	50000	1.18	0	0	0	0	1.18
14	PRAACHI AGARWAL	150000	3.54	0	0	0	0	3.54
15	SARIKA AGARWAL	150000	3.54	0	0	0	0	3.54
16	AHBIHSHIK AGARWAL & SONS HUF	100000	2.36	0	0	0	0	2.36
17	RAHUL AGARWAL & SONS HUF	100000	2.36	0	0	0	0	2.36
TOTAL		1325000	31.23	0	0	0	0	31.23



(D)(c)(ii) Statement showing holding of securities (including shares, warrants, convertible securities) of persons (together with PAC) belonging to the category "Public" and holding more than 5% of the total number of shares of the company

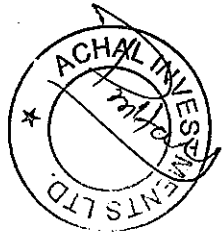
Sr. No.	Name(s) of the shareholder(s) and the Persons Acting in Concert (PAC) with them	Number of shares	Shares as a percentage of total number of shares (i.e., Grand Total (A)+(B)+(C) indicated in Statement at para (D)(a) above)	Details of warrants		Details of convertible securities		Total shares (including underlying shares assuming full conversion of warrants and convertible securities) as a % of diluted share capital
				Number of warrants	As a % total number of warrants of the same class	Number of convertible securities held	% w.r.t total number of convertible securities of the same class	
1	NIL	NIL	0.00	0	0	0	0	0.00
2			0.00	0	0	0	0	0.00
3			0.00	0	0	0	0	0.00
TOTAL		0	0.00	0	0	0	0	0.00



Achal Investments Limited
City Business Center, 3603 3rd Floor, Chamber No. 32 Daryaganj Delhi - 110002

(D)(d) Statement showing details of locked-in shares

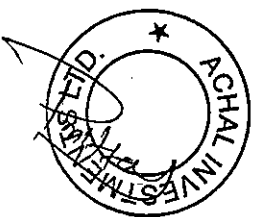
Sr. No.	Name of the shareholder	Number of locked-in shares	Locked-in shares as a percentage of total number of shares (i.e., Grand Total (A)+(B)+(C) indicated in Statement at para (D)(a) above)
1	NIL	0	0.00
TOTAL		0	0.00



Achal Investments Limited
City Business Center, 3603 11th Floor, Chamber No. 32 Daryaganj Delhi - 110002

(D)(a) Statement showing details of Depository Receipts (DRs)

Sr. No.	Type of outstanding DR (ADRs, GDRs, SDRs, etc.)	Number of outstanding DRs	Number of shares underlying outstanding DRs	Shares underlying outstanding DRs as a percentage of total number of shares (i.e., Grand Total (A)+(B)+(C) indicated in Statement at para (D)(a) above)
1	NIL			0.00
TOTAL		0	0	0.00



Achal Investments Limited
City Business Center, 3603 11th Floor, Chamber No. 32 Daryaganj Delhi - 110002

(II)(b) Statement showing holding of Depository Receipts (DRs), where underlying shares held by "promoter/promoter group" are in excess of 1% of the total number of shares

Sr. No.	Name of the DR Holder	Type of outstanding DR (ADRs, GDRs, SDRs, etc.)	Number of shares underlying outstanding DRs	Shares underlying outstanding DRs as a percentage of total number of shares i.e., Grand Total (A)+(B)+(C) indicated in Statement at para (D)(a) above]
1	NIL			0.00
TOTAL			0	0.00

