



Introductory sub-table (I)(a)

Name of the Company: <b>ACHAL INVESTMENT LIMITED</b>			
Scrip Code, Name of the scrip, class of security: <b>EQUITY SHARES</b>			
Quarter ended: <b>30.09.2011</b>			
Partly paid-up shares:-	No. of partly paid-up shares	As a % of total no. of partly paid-up shares	As a % of total no. of shares of the company
Held by promoter/promoter group	0	0	0
Held by public	0	0	0
<b>Total - D</b>	<b>0</b>	<b>0</b>	<b>0</b>
As a % of total no. of shares of the company, assuming full conversion of the convertible securities			
Outstanding convertible securities:- No. of outstanding securities	No. of outstanding securities	As a % of total no. of outstanding convertible securities	As a % of total no. of shares of the company, assuming full conversion of the convertible securities
Held by promoter/promoter group	0	0	0
Held by public	0	0	0
<b>Total - E</b>	<b>0</b>	<b>0</b>	<b>0</b>
As a % of total no. of shares of the company, assuming full conversion of warrants			
Warrants:-	No. of warrants	As a % of total no. of warrants	As a % of total no. of shares of the company, assuming full conversion of warrants
Held by promoter/promoter group	0	0	0
Held by public	0	0	0
<b>Total - F</b>	<b>0</b>	<b>0</b>	<b>0</b>
<b>Total paid-up capital of the company, assuming full conversion of warrants and convertible securities (Grand Total (A+B+C)+ D+E+F)</b>			
			<b>4243200</b>





Statement Showing Shareholding Pattern								
Category code	Category of Shareholder	Number of Shareholders (III)	Total number of shares (IV)	Number of shares held in dematerialized form (V)	Total shareholding as a percentage of total number of shares		Shares Pledged or otherwise encumbered	As a percentage of (IX) = (VIII)/(IV)*100
					As a percentage of (A+B) <sup>1</sup> (VI)	As a percentage of (A+B+C) (VII)		
(A)	(II) Shareholding of Promoter and Promoter Group <sup>2</sup>							
I	Indian							
(a)	Individuals/ Hindu Undivided Family	3	101800	0	2.40	2.40	0	0
(b)	Central Government/ State Government(s)	0	0	0	0	0	0	0
(c)	Bodies Corporate	1	500600	0	11.80	11.80	0	0
(d)	Financial Institutions/ Banks	0	0	0	0	0	0	0
(e)	Any Others(Specify)	0	0	0	0	0	0	0
	<b>Sub Total(A)(1)</b>	<b>4</b>	<b>602400</b>	<b>0</b>	<b>14.20</b>	<b>14.20</b>	<b>0</b>	<b>0.00</b>
2	Foreign							
a	Individuals (Non-Residents Individuals/ Foreign Individuals)	0	0	0	0.00	0.00	0	0
b	Bodies Corporate	0	0	0	0.00	0.00	0	0
c	Institutions	0	0	0	0.00	0.00	0	0
d	Any Others(Specify)	0	0	0	0.00	0.00	0	0
	<b>Sub Total(A)(2)</b>	<b>0</b>	<b>0</b>	<b>0</b>	<b>0.00</b>	<b>0.00</b>	<b>0</b>	<b>0.00</b>
	<b>Total Shareholding of Promoter and Promoter Group (A) = (A)(1)+(A)(2)</b>	<b>4</b>	<b>602400</b>	<b>0</b>	<b>14.20</b>	<b>14.20</b>	<b>0</b>	<b>0.00</b>
(B)	Public shareholding							
I	Institutions							






(f)(b) Statement showing Shareholding of persons belonging to the category "Promoter and Promoter Group"


Sr. No.	Name of the shareholder	Total shares held		Shares pledged or otherwise encumbered		
		Number of shares	As a % of grand total (A)+(B)+(C)	Number	As a percentage (VD)=(V)/(III)*100	As a % of grand total (A)+(B)+(C) of sub-clause (f)(a)
(f)	(II)	(III)	(IV)	(V)	(VI)=(V)/(III)*100	(VII)
1	ASHOK AGARWAL	50500	1.19	0	0.00	0.00
2	ANITA AGRAWAL	30550	0.72	0	0.00	0.00
3	MUKESH AGRAWAL	20750	0.49	0	0.00	0.00
4	TCL MANAGEMENT SERVICES PRIVATE LIMITED	500600	11.80	0	0.00	0.00
<b>TOTAL</b>		<b>602400</b>	<b>14.20</b>	<b>0</b>	<b>0.00</b>	<b>0.00</b>






(D)(c) Statement showing Shareholding of persons belonging to the category "Public", and holding more than 1% of the total number of shares

Sr. No.	Name of the shareholder	Number of shares	Shares as a percentage of total number of shares (i.e., Grand Total (A)+(B)+(C) indicated in Statement at para (D)(a) above)
1	NISHI MAHESHWARI	385000	9.07
2	SHASHI MAHESHWARI	346151	8.16
3	RADHA RANI MAHESHWARI	240050	5.66
4	SUNITA MAHESHWARI	235200	5.54
5	PRATAP CHAND MAHESHWARI	210000	4.95
6	ALKA MAHESHWARI	177850	4.19
7	VIDYA MAHESHWARI	157650	3.72
8	SAGARIKA MAHESHWARI	149400	3.52
9	K C MAHESHWARI	128800	3.04
10	BIMLESH MAHESHWARI	112000	2.64
11	PRATIBHA MAHESHWARI	95200	2.24
<b>TOTAL</b>		<b>2237301</b>	<b>52.73</b>



(D)(d) Statement showing details of locked-in shares

Sr. No.	Name of the shareholder	Number of locked-in shares	Locked-in shares as a percentage of total number of shares [i.e., Grand Total (A)+(B)+(C) indicated in Statement at para (D)(a) above]
1	NIL		0.00
2			0.00
3			0.00
4			0.00
5			0.00
6			0.00
7			0.00
8			0.00
9			0.00
<b>TOTAL</b>		<b>0</b>	<b>0.00</b>



(D)(a) Statement showing details of Depository Receipts (DRs).

Sr. No.	Type of outstanding DR (ADRs, GDRs, SDRs, etc.)	Number of outstanding DRs	Number of shares underlying outstanding DRs	Shares underlying outstanding DRs as a percentage of total number of shares (i.e., Grand Total (A)+(B)+(C) indicated in Statement at para (D)(a) above)
1	NIL			0.00
2				0.00
3				0.00
4				0.00
5				0.00
6				0.00
7				0.00
8				0.00
9				0.00
<b>TOTAL</b>		0	0	0.00



Achal Investments Limited  
 City Business Center, 3603 IIIrd Floor, Chamber No. 32 Daryaganj Delhi - 110002

(D)(b) Statement showing holding of Depository Receipts (DRs), where underlying shares held by "promoter/promoter group" are in excess of 1% of the total number of shares

Sr. No.	Name of the DR Holder	Type of outstanding DR (ADRs, GDRs, SDRs, etc.)	Number of shares underlying outstanding DRs	Shares underlying outstanding DRs as a percentage of total number of shares (i.e., Grand Total (A)+(B)+(C) indicated in Statement at para (D)(a) above)
1	NIL			0.00
2				0.00
3				0.00
4				0.00
5				0.00
6				0.00
7				0.00
8				0.00
9				0.00
<b>TOTAL</b>			0	0.00

